


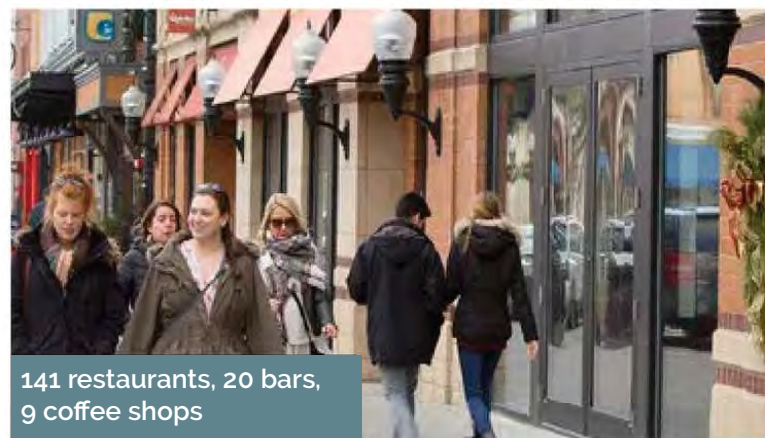
Morristown, New Jersey
30 West Park Place
Up to 9,316 s.f. Available - CORNER LOCATION




Morristown Medical Center
• 735 beds



Morristown Train Station + Essex Lines
1,800 + ridership



141 restaurants, 20 bars,
9 coffee shops



1,302-seat Community Theatre and
upscale 10 screen cinema



Morris County Courthouse

[Link to video of interior space.](#)

Morristown, New Jersey
30 West Park Place
Up to 9,316 s.f. Available CORNER LOCATION



AVAILABLE:

- 4,658 s.f. CORNER LOCATION at a lighted intersection
- Potential 2nd level with elevator for an additional 4,658 s.f. for a total of 9,316 s.f.
- Located on the Morristown Green
- Easy access to I-287
- Close proximity to Morristown Medical Center, Headquarters Mall - Office Plaza & Morristown Train Station

Neighboring Tenants include: Whole Foods, Starbucks, Sweetgreen, Paris Baguette, Bluemercury, Kings, F45, AT & T, AMC, Crunch, Playa Bowls, Pure Barre, Mayo Performing Arts Center & 1776 Morristown by David Burke.

Demographics	3 miles	5 miles
Population	61,095	125,908
Households	24,008	47,111
Average HH Income	\$ 211,905	\$225,660
Median Age	39.4	40.7



WELCO REALTY, INC. • 2525 Palmer Avenue, New Rochelle, NY 10801 • T (914) 576-7500 / Fax: 7596 • www.welcorealty.com

All information is from sources believed reliable and has not been independently verified. No representation is made to the accuracy of information herein, which is subject to errors, omissions and modifications. Licensed in New York, New Jersey, Connecticut & Pennsylvania.

M
O
R
R
I
S
T
O
W

G
R
E
E
N



Morristown, NJ - 30 West Park Place

January 2026

