

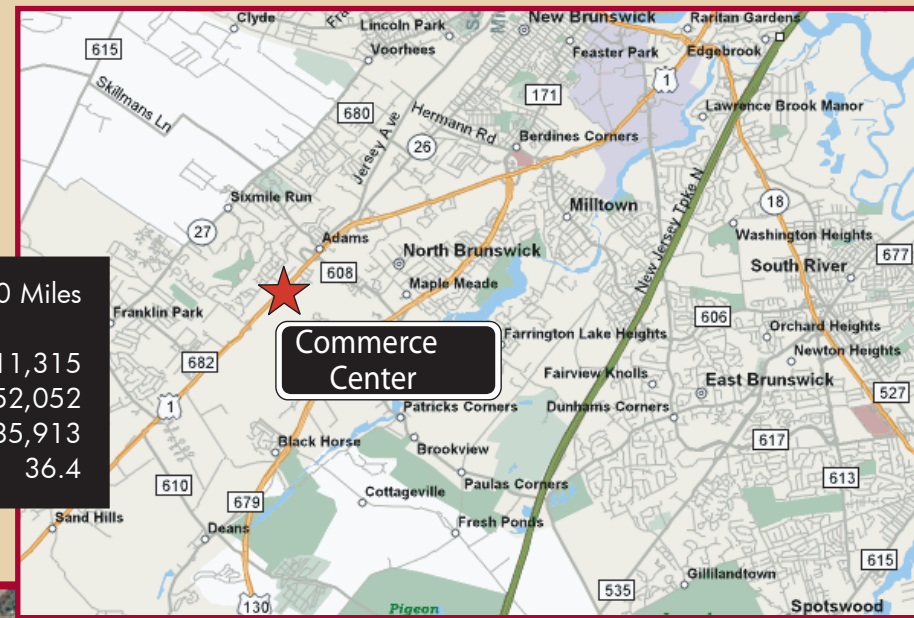
# COMMERCE CENTER EXPANSION

## North Brunswick, New Jersey

# Commerce Center

Route 1 and Commerce Blvd

## North Brunswick, New Jersey



Demographics:	3 Miles	5 Miles	10 Miles
2006 Projection			
Population	120,441	250,315	711,315
Households	39,207	86,239	252,052
Avg. HH Inc.	\$ 75,609	\$ 82,870	\$ 85,913
Avg. Age	32.4	34.6	36.4

**Restaurant pad with liquor license**  
**7,160 sf Available**



**Former Bennigan's**



**Extraordinary Rt. 1**  
**Visibility & Access •**  
**Minutes from Route**  
**18 and the NJ**  
**Turnpike**

**Join other major**  
**retailers on Route 1,**  
**such as Regal Cinemas,**  
**Bed, Bath & Beyond,**  
**Barnes & Boble,**  
**Walmart & Sams.**



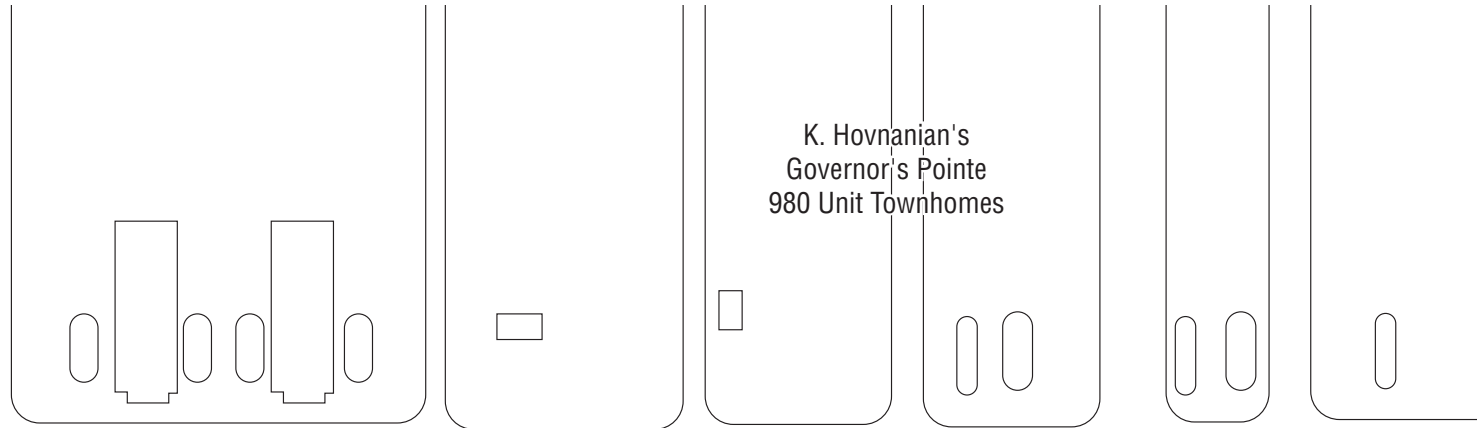
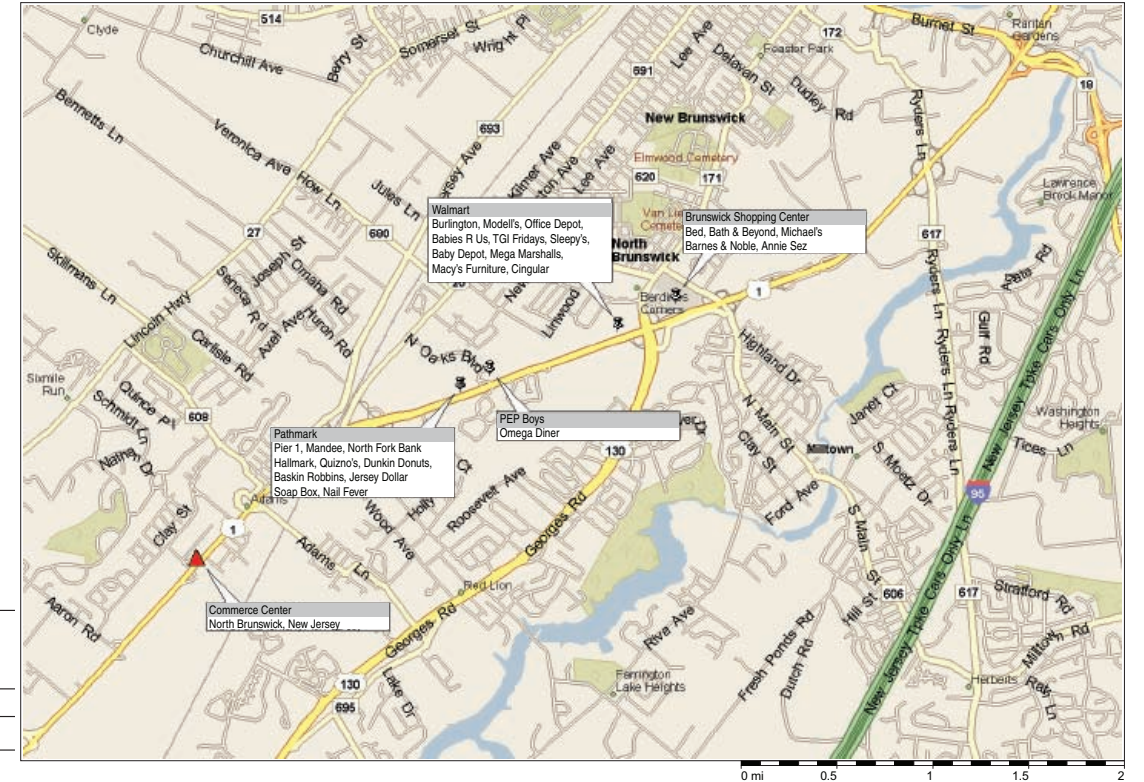
**Welco Realty, Inc.**  
**EXCLUSIVE LEASING AGENT**  
 2525 PALMER AVENUE  
 NEW ROCHELLE, NEW YORK 10801  
 914.576.7500 / FAX: 7596  
 JWELKIS@WELCOREALTY.COM  
[WWW.WELCOREALTY.COM](http://WWW.WELCOREALTY.COM)

**Welco Realty, Inc.**  
**EXCLUSIVE LEASING AGENT**  
 2525 PALMER AVENUE  
 NEW ROCHELLE, NEW YORK 10801  
 914.576.7500 / FAX: 7596  
 JWELKIS@WELCOREALTY.COM  
[WWW.WELCOREALTY.COM](http://WWW.WELCOREALTY.COM)

# Commerce Center

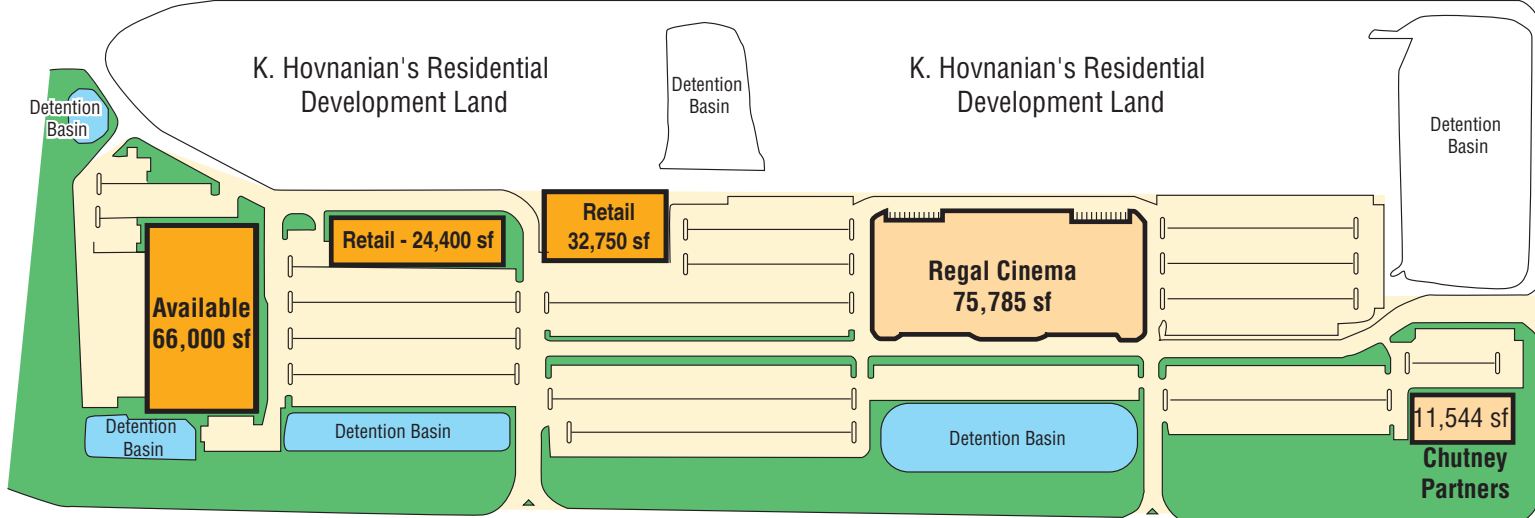
Route 1 and Commerce Blvd  
North Brunswick, NJ

North Brunswick, New Jersey (Commerce Center)



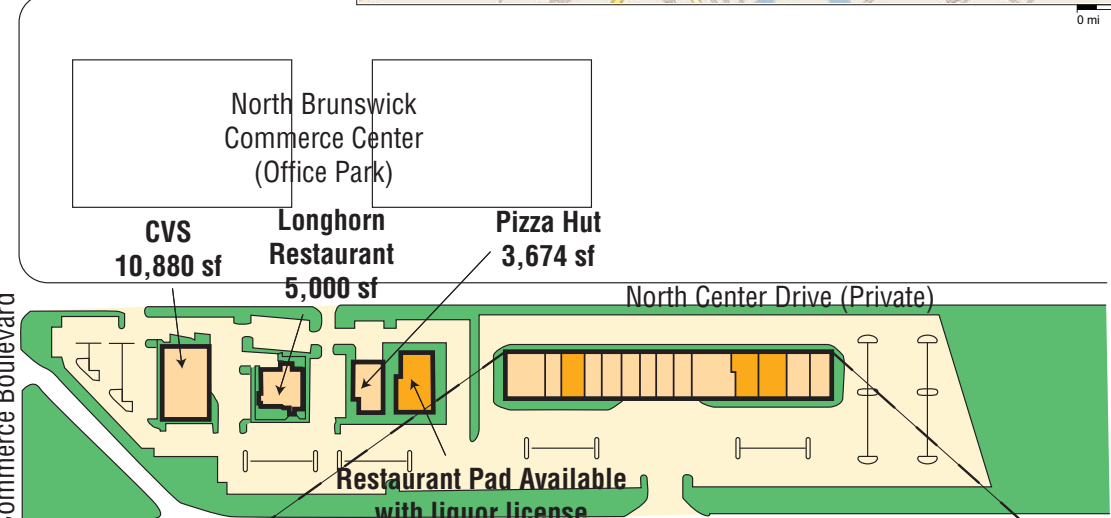
K. Hovnanian's  
Governor's Pointe  
980 Unit Townhomes

Hartland Commons Rd



K. Hovnanian's Residential  
Development Land

K. Hovnanian's Residential  
Development Land




North Brunswick  
Commerce Center  
(Office Park)

U.S. Route 1 South

U.S. Route 1 South

U.S. Route 1 North

U.S. Route 1 North



Shoppes at Commerce Place

Kiddie  
Academy  
10,105 sf

Fusion  
Restaurant

Kitchen Showroom 1,882 sf

Subway 1,740 sf

Available 1,727 sf

Citifinancial 1,727 sf

The UPS Store 1,423 sf

Available 2,800 sf (28' x 100')


IA&T Solutions 1,351 sf

United Teletech Bank 2,991 sf

Seafood Empire 3,268 sf

Available 4,000 sf (40' x 100')

Available 3,110 sf



EXCLUSIVE LEASING AGENT  
**WELCO REALTY, INC.**  
2525 PALMER AVENUE  
NEW ROCHELLE, NEW YORK 10801  
914.576.7500 FAX: 914.576.7596